

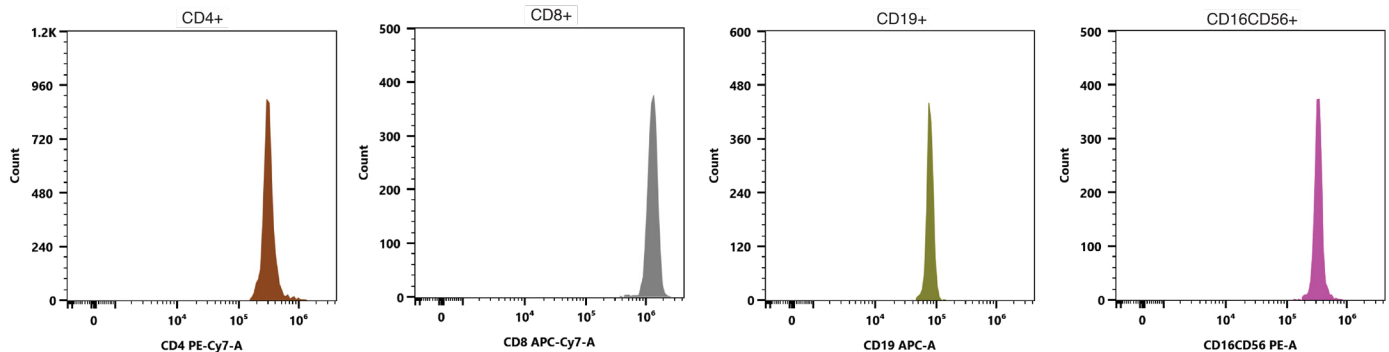
## Go Beyond Blood

Experience a new level of accuracy and reliability with TruCytes™ synthetic cells with biomarkers.

### Benefits

- Accurate antigen density to match the correct cell types.
- Superior consistency and reliability as compared to traditional controls (fresh primary cells, frozen controls, or lyophilized products)
- Exceptional product stability compared to biologically-derived cellular controls.
- Biomarker “expression” can be tuned to match poorly-expressed markers. First-in-class product enables on-demand, custom quantitative controls for assay validation or clinical immunoprofiling.

### TruCytes™ Individual Positive Populations

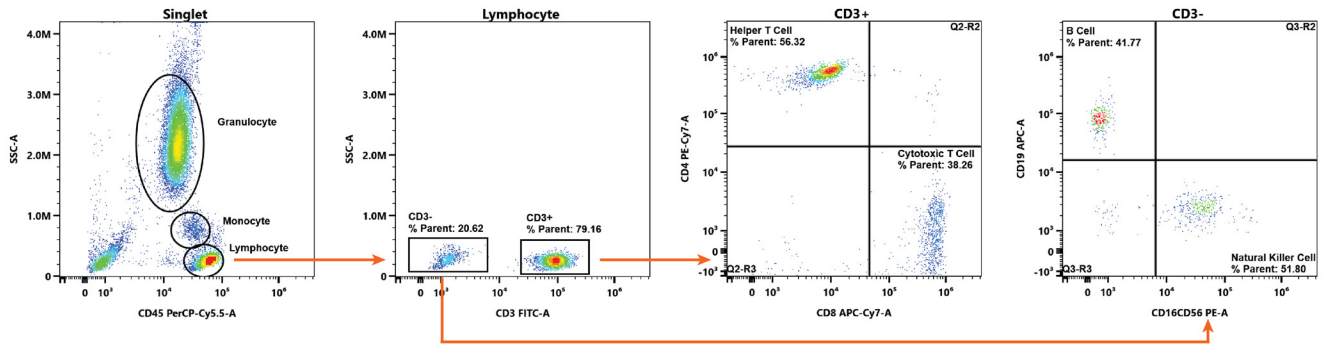


**Our catalog of TruCytes™ offers a variety of biomarkers to match TBNK cells while our technology offers the ability to customize the biomarkers on our synthetic controls.**

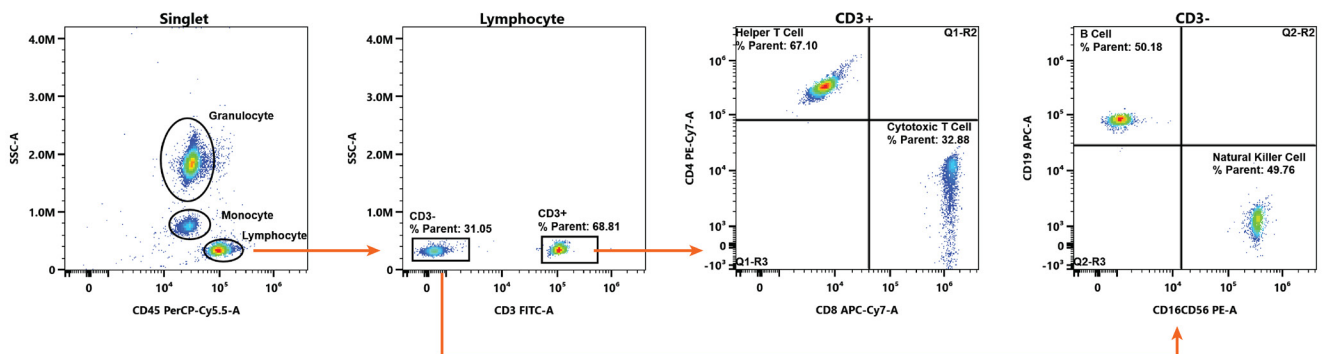
Flow cytometry has significantly advanced over the last 30 years, with the exception of cellular controls, a critical enabling technology. Current blood controls cannot be manufactured without using technology to combine human and animal cells or sourcing primary cells from active donors. Only <1% of blood diseases have available controls. These biological controls have high cost, batch-to-batch variability, cell line maintenance, biohazardous shipping and handling, and poor stability.

TruCytes™ can be customized to precisely match rare diseases—a known bottleneck in development. We can precisely match TruCytes™ to any hematologic malignancy—no matter how rare, in record time.

## Whole Blood



## TruCytes TBNK



**Match TBNK Subsets.** TruCytes™ TBNK synthetic cells are stained with an antibody cocktail to classify the T cells (CD3+, CD4+, CD8+), B cells (CD3-, CD19+), and NK cells (CD3-, CD16+/CD56+) subsets. As tested alongside whole blood, TruCytes™ controls match the scatter profile, fluorescence intensity and percentage positives to actual biological samples. The result is that TruCytes™ are an accurate and consistent process control that eliminates the drawbacks of biological specimens, including poor stability, lot-to-lot variability and biohazardous handling.

© 2022 Slingshot Biosciences, Inc. All rights reserved. Unless otherwise noted, Slingshot Biosciences, the Slingshot Logo and all other trademarks are property of Slingshot Biosciences, Inc..

For Research Use Only. Not for use in diagnostic or therapeutic procedures. Not for resale.

Liste des produits

Nous contacter